

VANDENBERG VILLAGE COMMUNITY SERVICES DISTRICT

3745 Constellation Road • Vandenberg Village • Lompoc, CA 93436
Telephone: (805) 733-2475 • Fax: (805) 733-2109



"Pride in Community Service"

<http://vvcasd.org>
info@vvcasd.org

SPECIAL MEETING

Tuesday, December 8, 2020

7:00 p.m.

Pursuant to Governor Newsom's Executive Order N-29-20, Directors may participate in this meeting via teleconference. The public can only participate via teleconference. The VVCSD meeting room will not be open.

**To access the meeting via telephone please dial: 1-669-900-9128
and/or via the Web at: <http://join.zoom.us>**

**Meeting ID: 837 8471 3866
Password: 429538**

The District encourages members of the public to provide written comments in advance to Board Secretary Stephanie Garner, sgarner@vvcasd.org, by Monday, Dec 7, at 5:00 p.m.

AGENDA

1. CALL TO ORDER AND PLEDGE OF ALLEGIANCE
2. ROLL CALL: Directors Brooks, Bumpass, Gonzales, Redmon, and Stewart
3. ADDITIONS AND DELETIONS TO AGENDA
4. PUBLIC FORUM

The Board will invite public comment on each action item as it is considered during the meeting.

At this time members of the public wishing to address the Board on other matters that are within the jurisdiction of the District may do so when recognized by the President. Please begin by stating your name and place of residence.

5. OPERATIONS REPORT

6. ADMINISTRATIVE REPORT

7. CONSENT CALENDAR

A. Minutes of the Regular Meeting on November 3, 2020 page 1

B. Treasurer Report

(1) Monthly Financials page 7

(2) Disbursements through November 30, 2020 page 15

8. ACTION ITEMS

A. **Director Wyckoff:** Consider adopting Resolution 217-20 to commend and thank Mr. Wyckoff for 20 years of service on the Board of Directors, and consider placing a bronze plaque on a bench to honor him as the longest-serving Director page 21

B. **Jim Levingston:** Consider adopting Resolution 218-20 expressing appreciation to Mr. Levingston upon retirement for 31 years of service page 25

C. **Central Coast Community Energy (3CE):** Presentation by Energy Accounts Specialist Susan Davidson on the new program and enrollment options page 27

D. **California Special Districts Association (CSDA):** Update from Coastal Network Public Affairs Field Coordinator Charlotte Holifield

E. **Board Officers:** Elect President, Vice President, and Finance Officer; and discuss appointments to committees and external agencies page 45

9. REPORTS

- A. Committees
- B. District Representatives to External Agencies
- C. Board President
- D. General Manager

10. INFORMATIONAL CORRESPONDENCE

- A. Certification of County Clerk/Registrar of Voters page 49
- B. US Drought Monitor: California, December 1, 2020 page 51

11. DIRECTORS FORUM: Any member of the Board may address the Board on any subject within the jurisdiction of the District.

12. ADJOURN

NOTICE: The Board of Directors of the Vandenberg Village Community Services District will meet at the District Office Conference Room, 3745 Constellation Road, Vandenberg Village, in compliance with §54954.2 of the Government Code of the State of California.


If you need reasonable accommodations due to a disability, please contact the Board Secretary 24 hours prior to the meeting at (805) 733-2475.

Please silence all cell phones during the meeting, as a courtesy to others.

Board package is available at the Vandenberg Village Public Library and on the District's website at <http://www.vvcsd.org>.

VANDENBERG VILLAGE COMMUNITY SERVICES DISTRICT

3745 Constellation Road • Vandenberg Village • Lompoc, CA 93436
Telephone: (805) 733-2475 • Fax: (805) 733-2109



"Pride in Community Service"

<http://vvcisd.org>

info@vvcisd.org

MINUTES Regular Meeting

November 3, 2020

1. CALL TO ORDER AND PLEDGE OF ALLEGIANCE

The meeting was called to order at 7:00 p.m. by Vice President Brooks who led the Pledge of Allegiance.

2. ROLL CALL: Directors Brooks and Wyckoff were present. Directors Bumpass and Redmon participated via teleconference. Director Stewart was absent.

OTHERS PRESENT

General Manager Joe Barget, Operations & Maintenance (O&M) Manager Mike Garner, and Ann Marx were present. Administrative Services (AS) Manager Cynthia Allen and Board Secretary Stephanie Garner participated via teleconference.

3. ADDITIONS AND DELETIONS TO AGENDA

There were none.

4. PUBLIC FORUM

Vice President Brooks invited public comments and there were none.

5. OPERATIONS REPORT

O&M Manager Garner reported the District pumped 40.5 million gallons of water for October with an average daily demand of 1.3 million gallons. This is 10 percent less than last October. Vandenberg Village received no rain keeping the calendar year total at 7.03 inches.

Well levels (below ground surface) for October were 1B-148', 3A-144', and 3B-139'.

O&M Manager reported the Tank Rehabilitation Project is still in motion. The entire perimeter of the floor on Tank 1 was replaced and thin spots within the lower ring of the tank shell were patched. Crosno Construction will start installing the new, bent-plate roof next week. Tank 3 roof repairs are complete and three peripheral roof vents were added to increase dissipation of hydrogen sulfide gas in the groundwater. So far, there have been 10 change orders which have increased the construction contract amount to \$633,607, which does not include the \$30,000 to Coating Specialists and Inspection Services, Inc. (CSI) for technical inspection. The District expects one more significant change order for about \$60,000 to sandblast and recoat the interior lining of the Tank 3 roof which was damaged during extensive roof repairs. Tank 3 work will begin after Tank 1 is back in service.

The field crew repaired four polybutylene service lines and two shut-offs. There were no sanitary sewer overflows for September or October.

To conclude his report, O&M Manager Garner said he celebrated his 36th anniversary with the District on October 15.

6. ADMINISTRATION REPORT

AS Manager Allen reported the District lobby is still closed to the public but the phones and drive-up window remain busy. The office staff continues to work from home one day a week as they wish.

The Governor has not yet rescinded the stay on water shut-offs. Staff is not hanging 48-hour notices, applying late fees, or locking off for non-payment. Customers are still being informed about the possible future application of late fees to their accounts. Pre-COVID, delinquent accounts had a combined balance of \$15,000. Today, 150 customers are 30-plus days delinquent, totaling \$28,000. Half of that amount would ordinarily be subject to lock-off and 15 customers have past due balances over \$500.

VVCS D has withdrawn its FEMA grant application for COVID expenses. Total eligible expenses are less than a \$3,300 minimum requirement for reimbursement.

AS Manager Allen is continuing to work with iWater on the District's GIS system, adding assets and tweaking the system to fit the District's needs.

7. CONSENT CALENDAR

A. Minutes from the Regular Board Meeting on September 1, 2020

B. Treasurer Report

- 1) Monthly Financials
- 2) Disbursements through October 31, 2020
- 3) Schedule of Investments

Motion by Director Redmon, seconded by Director Bumpass to accept the consent calendar as presented.

Roll Call:

Ayes: Directors Brooks, Bumpass, Redmon, and Wyckoff

Noes: None

Abstain: None

Absent: Director Stewart

8. ACTION ITEMS

A. Annual Audit

General Manager Barget pointed out two takeaways from the audit report: net position increased from \$26.8 million in 2019 to \$27.7 million in 2020; and there are no contingent liabilities or lawsuits. The District only spends about \$3,000 a year on lawyers which is minuscule compared to most special districts.

Lead Auditor Adam Guise from Moss, Levy & Hartzheim said the District received an "unmodified opinion" which is the best possible type of audit opinion. The \$922,000 positive change in net position means revenues exceeded expenses (including depreciation expense) for the year. The audit revealed a \$50,000 increase in accounts receivable over the prior

year, some of which is attributable to overdue bills relating to COVID-19. This accounts receivable amount is still minor relative to the overall financial position of the District. The District's investment allocation of half in the Local Agency Investment Fund (LAIF) and half in Santa Barbara County Treasury may not result in the highest possible returns but both investments are extremely safe.

In conclusion, Mr. Guise reviewed the two components of District long-term debt: \$6.7 million due to the city of Lompoc for the Lompoc Regional Wastewater Reclamation Plant Upgrade Project and \$1.2 million in net pension liability. The amount due to the city will gradually decrease over time. The District has very little control over the net pension liability which fluctuates, largely due to CalPERS investment performance.

Motion by Director Wyckoff, seconded by Director Bumpass to accept the Fiscal Year 2019-20 audit report prepared by Moss, Levy & Hartzheim.

Roll Call:

Ayes: Directors Brooks, Bumpass, Redmon, and Wyckoff
Noes: None
Abstain: None
Absent: Director Stewart

B. Wildfire Protection

Ann Marx, Santa Barbara County Fire, briefed the Board on extensive defensible space work in progress around Vandenberg Village. Their fire crew is trimming vegetation around District facilities and along District access roads.

9. REPORTS

A. Committees

District committees did not meet. Director Brooks reported that the Western Management Area Groundwater Sustainability Agency (WMA GSA) Committee met on October 21 and preparation of the Groundwater Sustainability Plan (GSP) continues to move forward.

B. District Representatives to External Agencies

Nothing to report.

C. President

On Board President Stewart's behalf, Vice President Brooks reminded the other Directors that the Board is scheduled to elect its 2021 officers at the December meeting.

D. General Manager Report

General Manager Barget continues working on a future well site. He recently asked Randy Collins with the State Lands Commission to have their surveyor staff prepare a legal description of the latest, Alternate Well Site E, for use in amending the District's lease application. Mr. Barget is considering a Class 2 (replacement or reconstruction of existing structures and facilities) categorical exemption under the California Environmental Quality Act (CEQA) because the future well site lease is for the eventual replacement of three existing wells within the same area for the same purpose and capacity.

Director Brooks touched on today's election. Final results may not be known before the regular December 1 meeting so he suggested the Directors have a special meeting the following week, on December 8, instead.

10. INFORMATIONAL CORRESPONDENCE

There was none.

11. DIRECTORS FORUM

Director Wyckoff said this is his last board meeting and after 20 years it has been a privilege to have worked with everyone.

Director Redmon congratulated Director Wyckoff for a fantastic job on the board and thanked staff for a job well done on the audit. He attended two call-in conferences which he felt were very educational.

Director Bumpass thanked Director Wyckoff for his years of service to the District and complemented Cindy and Patty for their work on the audit.

Director Brooks thanked Director Wyckoff for his leadership and said he was the highlight of his 16 years on the Board proving this to be a non-partisan organization. Director Brooks is participating in a four-part ACWA virtual conference series. As part of the series, next week Director Stewart will be giving a presentation on the District, our Tank Rehabilitation Project, and Sustainable Groundwater Management Act work in the Santa Ynez River Valley Groundwater Basin.

12. ADJOURN

Vice President Brooks declared the meeting adjourned at 8:10 p.m.

Attest:

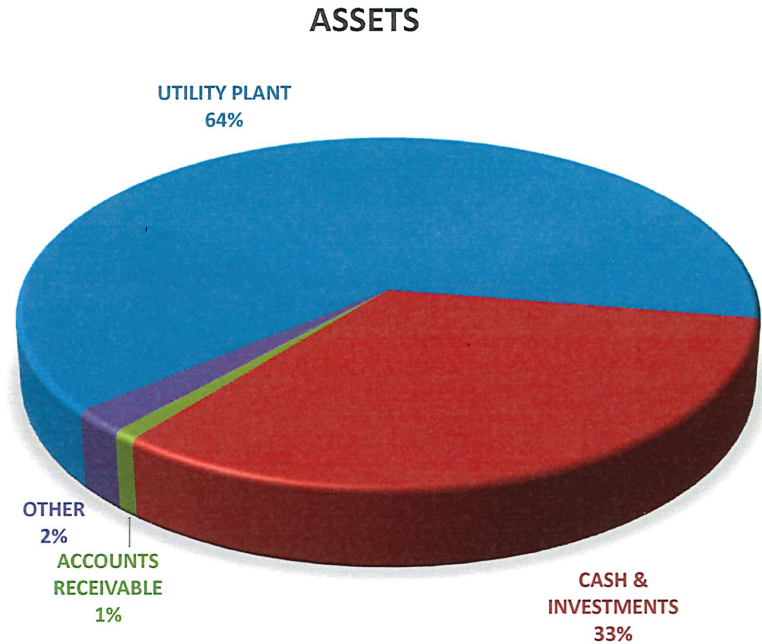
Signed:

Stephanie Garner
Secretary, Board of Directors

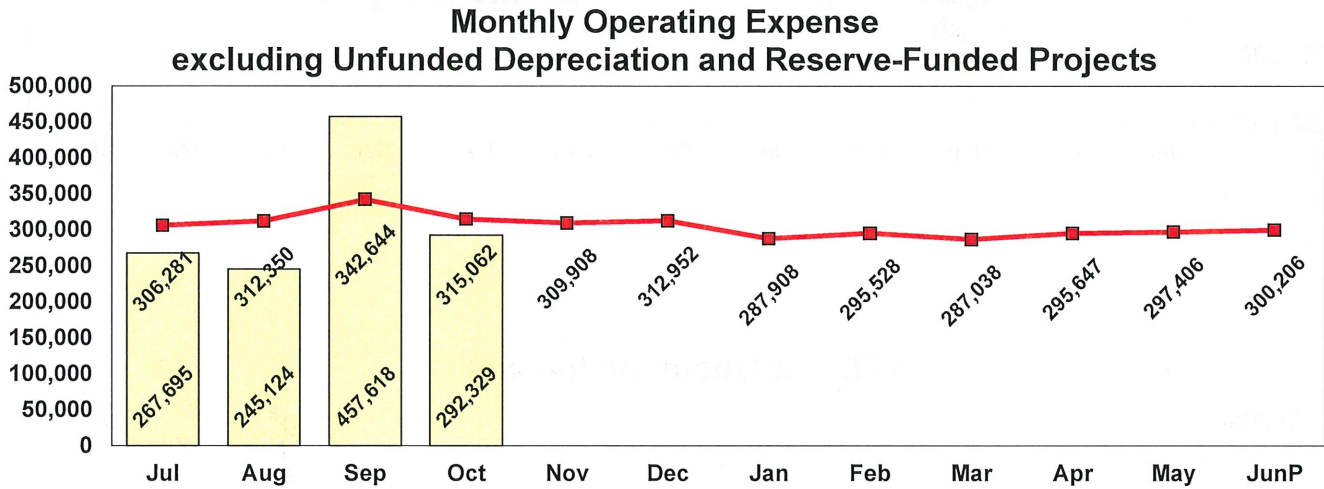
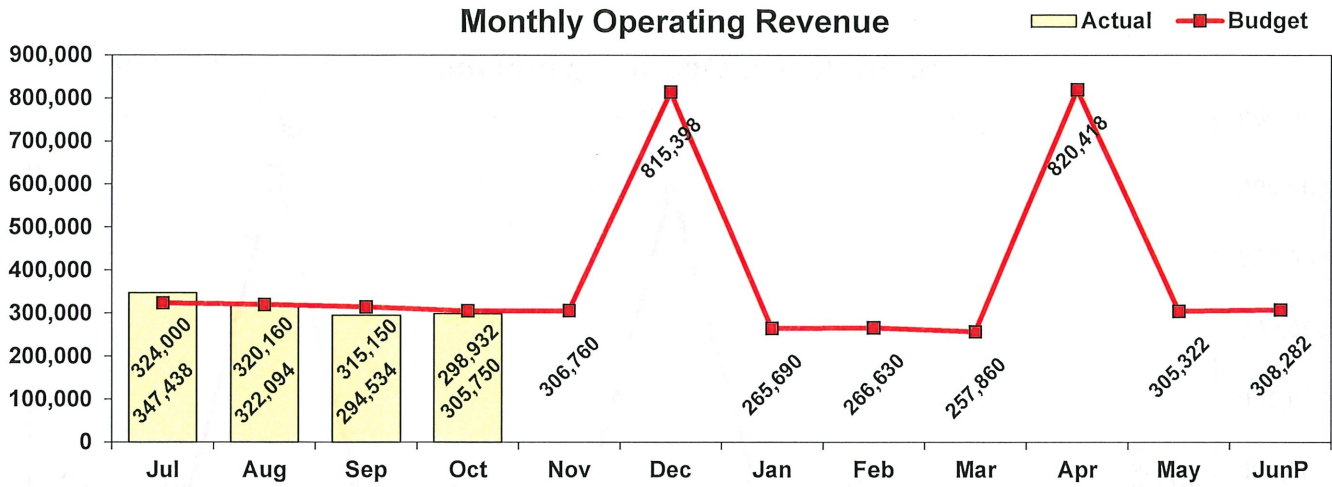
Christopher Brooks
Vice President, Board of Directors

VANDENBERG VILLAGE COMMUNITY SERVICES DISTRICT
 Combined Balance Sheet
 As of October 31, 2020

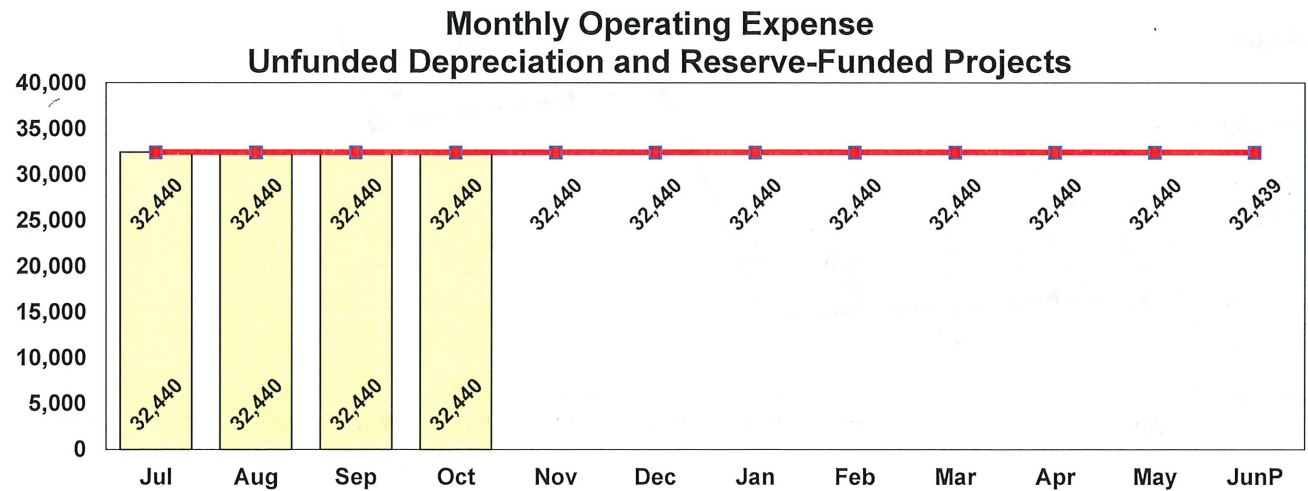
	2021 FYTD	FYE 2020	CHANGE
ASSETS			
UTILITY PLANT	\$22,990,049	\$22,697,384	\$292,665
CASH & INVESTMENTS	11,544,443	11,768,033	(223,590)
ACCOUNTS RECEIVABLE	191,191	285,838	(94,647)
OTHER	785,759	801,865	(16,106)
TOTAL ASSETS	<u>\$35,511,442</u>	<u>\$35,553,120</u>	<u>(\$41,678)</u>
DEFERRED OUTFLOWS OF RESOURCES-PENSIONS	\$410,285	\$410,285	\$0
TOTAL ASSETS & DEFERRED OUTFLOWS	<u><u>\$35,921,727</u></u>	<u><u>\$35,963,405</u></u>	<u><u>(\$41,678)</u></u>
LIABILITIES			
CURRENT LIABILITIES	\$634,999	\$575,454	\$59,545
UNEARNED REVENUE	139,692	139,692	0
LONG TERM DEBT- LRWRP UPGRADE PROJECT	6,110,739	6,110,739	0
NET PENSION LIABILITY	1,368,316	1,368,316	0
TOTAL LIABILITIES	<u>\$8,253,746</u>	<u>\$8,194,201</u>	<u>\$59,545</u>
DEFERRED INFLOWS OF RESOURCES-PENSIONS	\$54,644	\$54,644	\$0
EQUITY			
CONTRIBUTED CAPITAL	\$6,240,903	\$6,306,313	(\$65,410)
EQUITY	21,473,656	20,485,906	987,750
CURRENT EARNINGS	(101,222)	922,341	(1,023,563)
TOTAL EQUITY	<u>\$27,613,337</u>	<u>\$27,714,560</u>	<u>(\$101,223)</u>
TOTAL LIABILITIES, DEFERRED INFLOWS & EQUITY	<u><u>\$35,921,727</u></u>	<u><u>\$35,963,405</u></u>	<u><u>(\$41,678)</u></u>



Operating Revenue and Expenses
 Vandenberg Village Community Services District
 July 1, 2020 to June 30, 2021



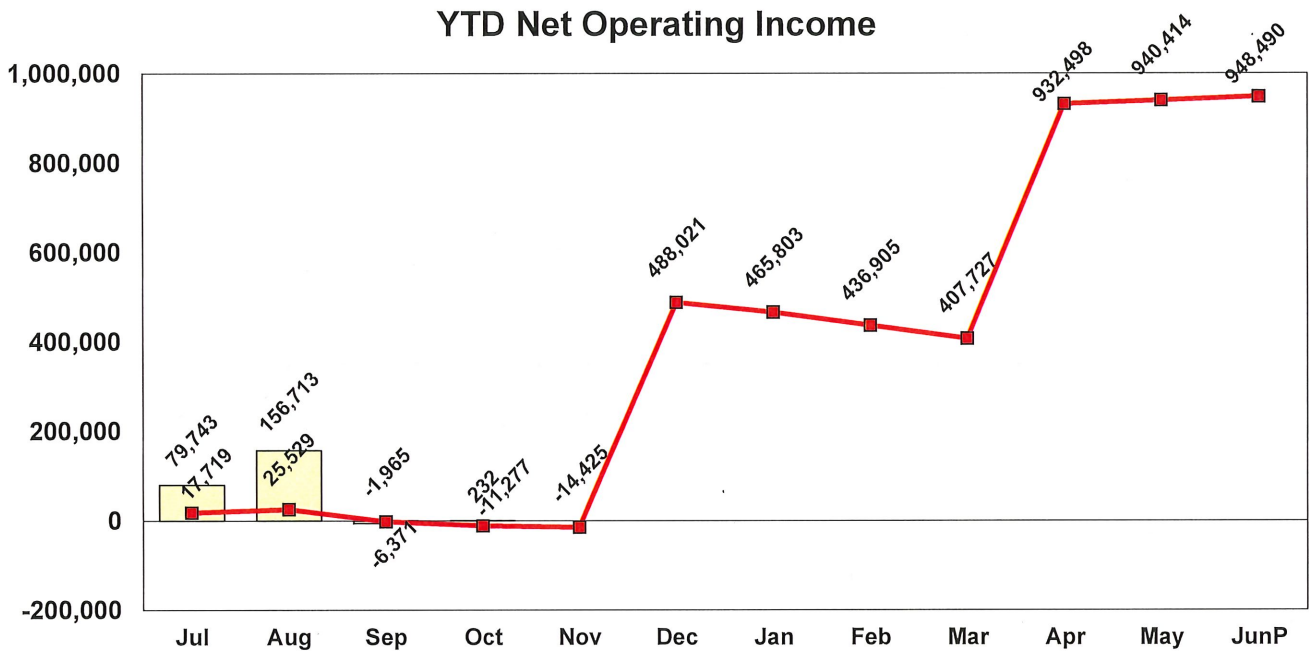
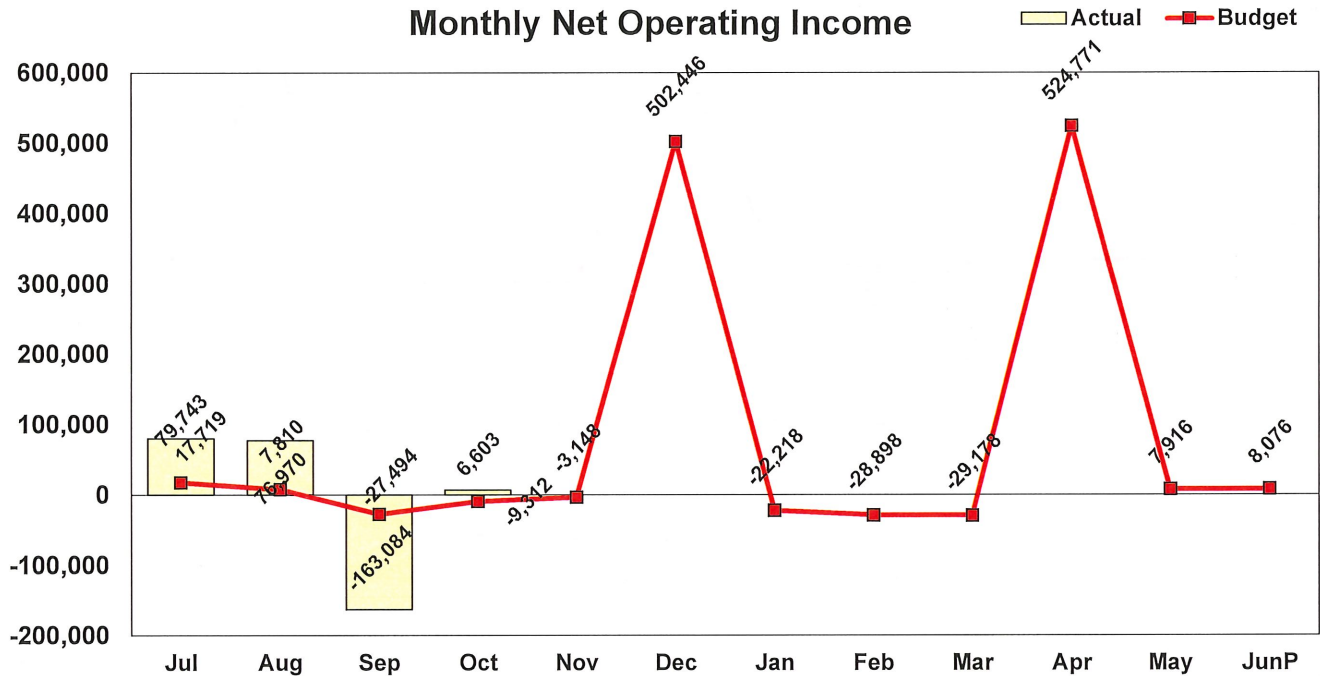
Sept. '20 - City of Lompoc FY20 Wastewater Treatment Shortfall \$172,506 FY20 Floradale Bridge Project \$53,441.



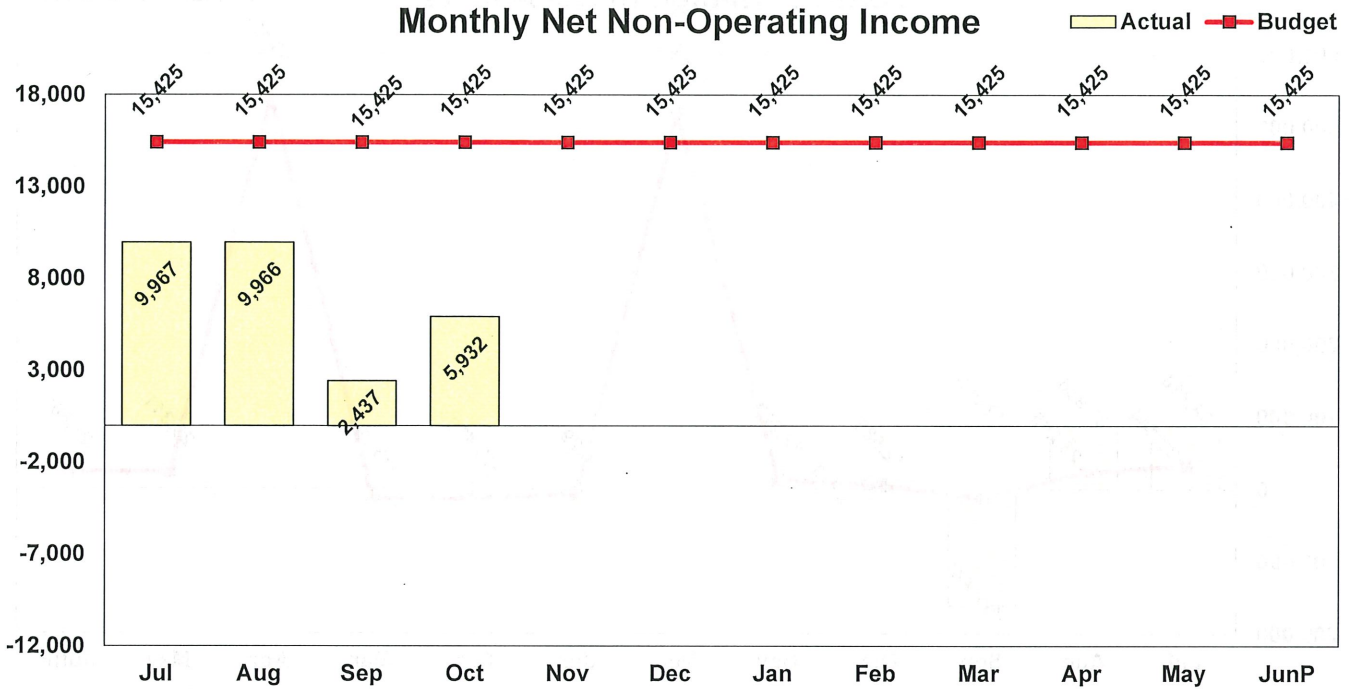
Operating Income

Vandenberg Village Community Services District

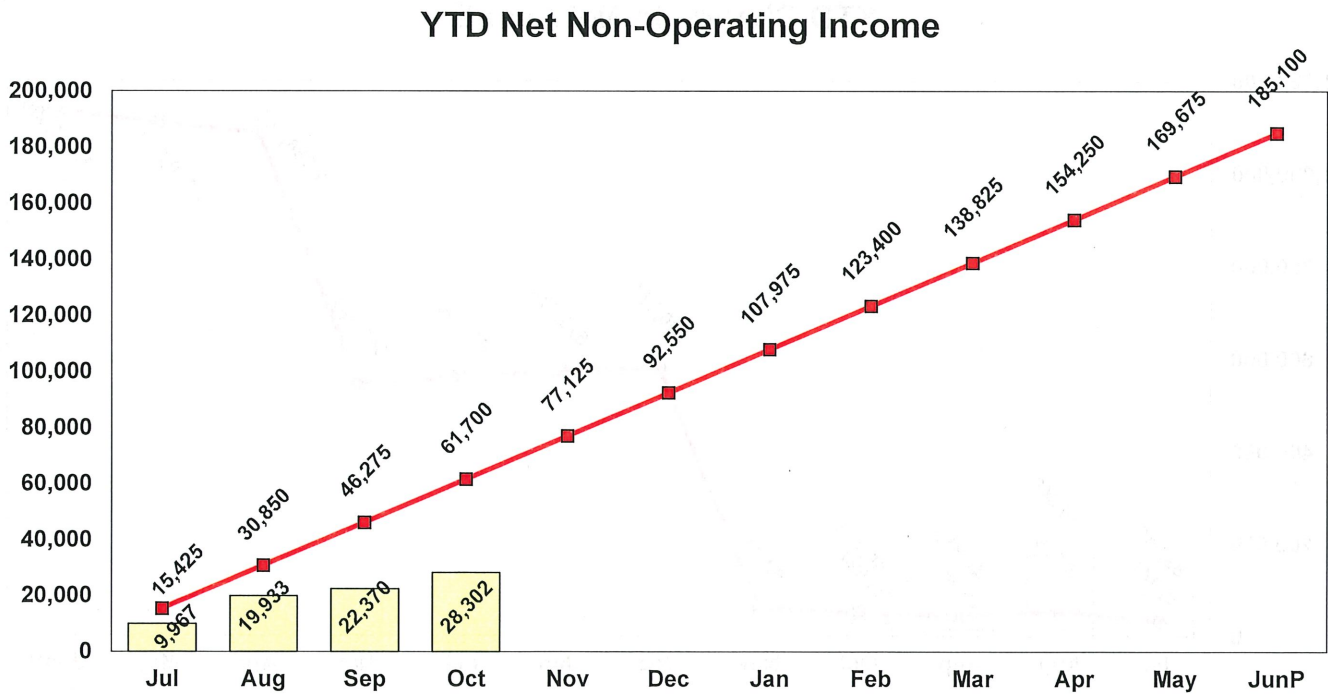
July 1, 2020 to June 30, 2021



Non-Operating Income
 Vandenberg Village Community Services District
 July 1, 2020 to June 30, 2021



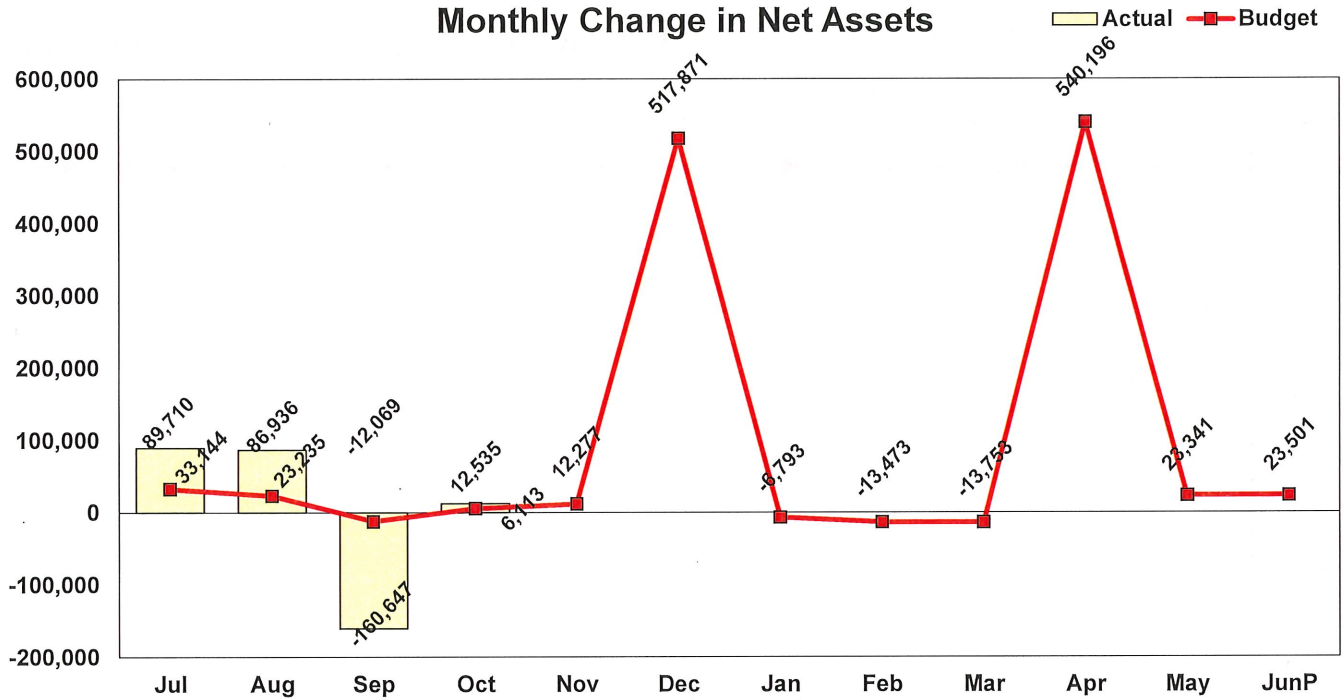
Sept. '20 - Fair Market Value adjustment.



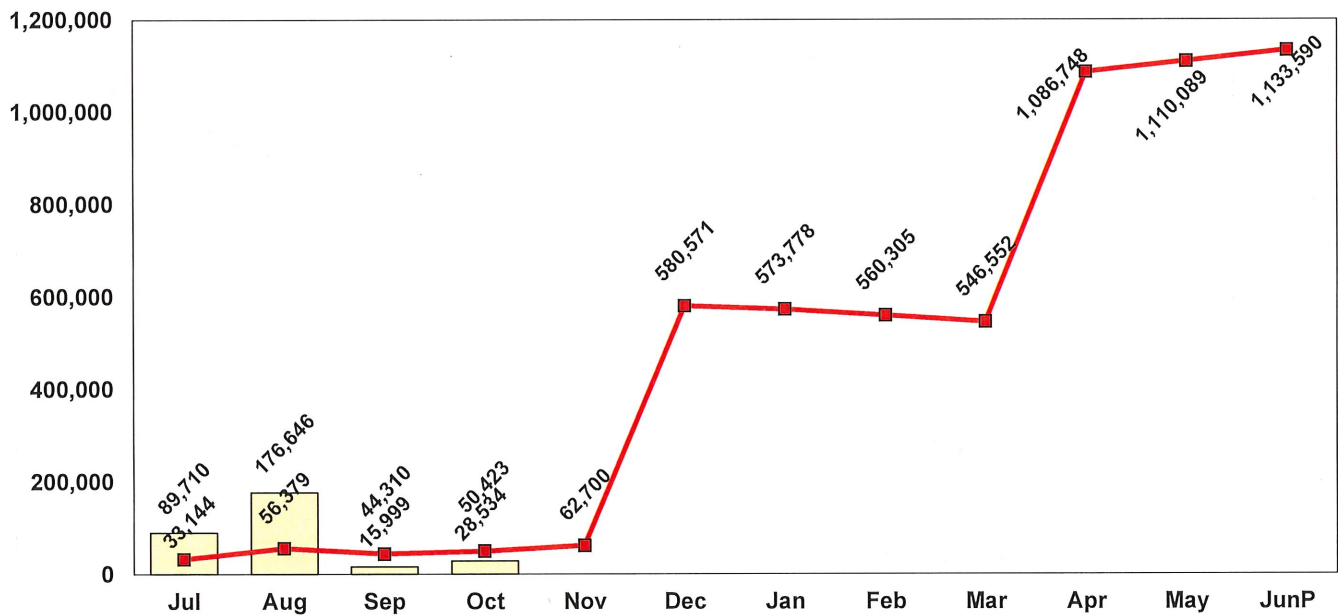
Change in Net Assets

Vandenberg Village Community Services District
July 1, 2020 to June 30, 2021

Monthly Change in Net Assets



YTD Change in Net Assets



Statement of Cash Flow
 Vandenberg Village Community Services District
 For the Period from July 1, 2020 to June 30, 2021

	Water Fund	WW Fund	
CASH FLOWS FROM OPERATING ACTIVITIES			
Cash received from customers and users	\$ 745,263	\$ 576,890	
Cash payments for goods and services	(215,109)	(525,707)	
Cash payments to employees	(213,742)	(100,585)	
Net Cash Provided by Operating Activities			\$ 267,010
 CASH FLOWS FROM CAPITAL & RELATED FINANCING ACTIVITIES			
Purchase of capital assets	(537,486)	(9,900)	
Net Cash Used - Capital & Related Financing Activities			(547,386)
 CASH FLOWS FROM INVESTING ACTIVITIES			
Investment income	31,797	24,989	
Net Cash Provided by Investing Activities			56,786
Net Increase (Decrease) in Cash & Cash Equivalents			(223,590)
Cash and cash equivalents, beginning of year			11,768,033
Cash and cash equivalents, year-to-date			<u>\$ 11,544,443</u>
 Reconciliation to the Statement of Net Assets:			
Cash on hand	400		\$ 400
Cash and short term investments	3,551,604	7,992,439	11,544,043
			<u>\$ 11,544,443</u>
 Reconciliation of Operating Income to Net Cash Provided by Operating Activities			
Operating Income	\$ 75,833	\$ (205,357)	
 Adjustments to reconcile operating income to net cash provided by operating activities			
Depreciation	\$ 64,861	\$ 189,859	
Change in operating assets and liabilities:			
(Increase) decrease in accounts receivable	44,741	15,784	
(Increase) decrease in other receivables	5,638		
(Increase) decrease in prepaid items	15,747	359	
Increase (decrease) in accounts payable	172,094	(41,460)	
Increase (decrease) in accrued payroll	(69,741)	(8,587)	
Increase (decrease) in customer deposits	(7,008)		
Increase (decrease) in compensated absences	14,245		
Net Cash Provided by Operating Activities	<u>\$ 316,411</u>	<u>\$ (49,402)</u>	<u>\$ 267,010</u>

VANDENBERG VILLAGE COMMUNITY SERVICES DISTRICT

Disbursement # 12-20 From 11/1/2020 To 11/30/2020
 Board Meeting Date 12/8/2020 Item: 7B.2

Accounts Payable Amount \$408,311.48

Check Numbers 27322-27370

Void Checks none

Electronic Vendor Payment Amount _____

Confirmation Numbers _____

A/P Hand Check Amount _____

Check Numbers _____

Payroll Amount \$87,143.15

Check Numbers electronically transferred

Wire Transfers _____

Wire Numbers _____

Disbursements/Investments

A/P Checks 408,311.48

Electronic Vendor Payments 0.00

A/P Hand Checks 0.00

Payroll 87,143.15

Investments 0.00

TOTAL \$495,454.63

REPORT.: Nov 30 20 Monday
 RUN...: Nov 30 20 Time: 16:19
 Run By.: PATTY LECAVALIER

VANDENBERG VILLAGE CSD
 Cash Disbursement Detail Report
 Check Listing for 11-20 Bank Account.: 13100

PAGE: 001
 ID #: PY-DP
 CTL.: VAN

Check Number	Check Date	Vendor Number	Name	Gross Amount	Discount Amount	Net Amount	Invoice #	Payment Information Description
027322	11/12/20	/T027	MILDRED TORRES	150.00	.00	150.00	C01110	RETROFIT REIMB-CLOTHES WASHER-TOR0006
027323	11/12/20	ACW03	ACWA JOINT POWERS INSURAN	13152.83	.00	13152.83	0656951	GROUP MEDICAL,DENTAL,VISION,LIFE,EAP 12/20
027324	11/12/20	AME02	AMERICAN INDUSTRIAL SUPPL	206.69	.00	206.69	78884	NIPPLES,COUPLERS,ADAPTERS,GASKETS
027325	11/12/20	ARA01	ARAMARK UNIFORM SERV.INC.	157.88	.00	157.88	35210	SHOP TOWELS 11/5/20
027326	11/12/20	CLS01	CLINICAL LABS OF SAN	270.00	.00	270.00	977360	BACTERIA,IRON,MANGANESE,PHYSICAL TESTS 9/20
027327	11/12/20	COV01	COVERALL MOUNTAIN & PACIF	391.00	.00	391.00	553171233	JANITORIAL SERVICE 11/20
027328	11/12/20	CRO04	CROSNO CONSTRUCTION INC.	197032.37	.00	197032.37	200712-3	TANK REHAB-TANKS 1,3,5A,5B
027329	11/12/20	FAS01	FASTENAL COMPANY	261.45	.00	261.45	27920	SS NUTS & SCREWS-TANK 1 & 3 REHAB
027330	11/12/20	FER01	FERGUSON ENTERPRISES INC	425.61	.00	425.61	8805363	SS REPAIR CLAMP 12X15
027331	11/12/20	HOM02	HOME DEPOT	359.05	.00	359.05	10021020A	SINK,VACUUM,DUSTERS,PIPE WRAP,CLNR,HOSE BIBS,PIPE
027332	11/12/20	MIL01	MILLER LANDSCAPING AND MA	150.00	.00	150.00	57873	OFFICE YARD MAINTENANCE 10/20
027333	11/12/20	MOS01	MOSS,LEVY & HARTZHEIM	1575.00	.00	1575.00	24936	FY20 AUDIT CHARGES
027334	11/12/20	NAT01	NATIONAL GROUP TRUST	941.73	.00	941.73	23941220	LONG-TERM DISABILITY 12/20
027335	11/12/20	OLI01	OLIN CORP - CHLOR ALKALI	4047.36	.00	4047.36	2899936	3,968 GALS NaOCL
027336	11/12/20	RAY01	RAY MORGAN COMPANY	434.96	.00	434.96	3129410	COPIER-CONTRACT USAGE,MONTHLY BILLS,FREIGHT
027337	11/12/20	SMI04	SMITHS ALARMS & ELECTRONI	90.00	.00	90.00	047887	SECURITY-OFFICE 12/20-2/21
027338	11/12/20	SSS01	S&S SEEDS INC	244.49	.00	244.49	OP6961820	SEEDS FOR SPOILS ARE RESTORATION
027339	11/12/20	UND01	UNDERGROUND SERVICE ALERT	23.20	.00	23.20	020200783	USA TICKETS 10/20
027340	11/12/20	USB02	U.S.BANK CORPORATE PAYMEN	1573.13	.00	1573.13	32561020	REG-AWWA,ACWA-ALLEN;TIERZERO;BATTERIES;CWEA-PEREZ

REPORT.: Nov 30 20 Monday
 RUN...: Nov 30 20 Time: 16:19
 Run By.: PATTY LECAVALIER

VANDENBERG VILLAGE CSD
 Cash Disbursement Detail Report
 Check Listing for 11-20 Bank Account.: 13100

PAGE: 002
 ID #: PY-DP
 CTL.: VAN

Check Number	Check Date	Vendor Number	Name	Gross Amount	Discount Amount	Net Amount	-----Payment Information----- Invoice #	Description
027341	11/12/20	VAL04	VALLEY ROCK READY MIX, IN	400.29	.00	400.29	20-15560	SLURRY-PB REPLACE-28-30 G ALAXY WAY
027342	11/12/20	VRE01	JIM VREELAND FORD	706.80	.00	706.80	37134	UNIT 15-CAMSHAFT ACTUATOR , VALVE, GASKET, OIL, FILTER
				335.61	.00	335.61	37265	UNIT 17-DRIVER'S SEAT VAL ANCE, TRAILER FUSE
			Check Total.....:	1042.41	.00	1042.41		
027343	11/12/20	WAS01	WASTE MANAGEMENT CORPORAT	129.69	.00	129.69	488872	TRASH COLLECTION-SHOP 10/ 20
				40.18	.00	40.18	488876	TRASH COLLECTION-OFFICE 1 0/20
			Check Total.....:	169.87	.00	169.87		
027344	11/12/20	WES05	WESTERN EXTERMINATOR CO.	63.00	.00	63.00	8561077	GOPHER CONTROL SERVICE 10 /20
027345	11/12/20	WEX01	WEX BANK	1781.31	.00	1781.31	68480462	482.40 GALS FUEL
027346	11/12/20	\B002	STEPHEN BRADY	15.54	.00	15.54	000C01001	CUSTOMER REFUND-BRA0021-3 834 JUPITER AVE.
027347	11/12/20	\C008	ALYSSA M. VALERIO CAMARA	15.32	.00	15.32	000C01001	CUSTOMER REFUND-CAM0021-5 31 VENUS AVE.
027348	11/12/20	\D003	ANTHONY DELIRA	102.21	.00	102.21	000C01001	CUSTOMER REFUND-DEL0039-4 01 MARS AVE.
027349	11/12/20	\E001	BLANCHE K ERBE	39.30	.00	39.30	000C01001	CUSTOMER REFUND-ERB0001-1 45 AURIGA AVE.
027350	11/25/20	/E001	THERESA EMBRY	320.00	.00	320.00	C01124	RETROFIT REIMB-2 HE TOILE TS-168 MIZAR PL.
027351	11/25/20	ALT01	ALTHOUSE AND MEADE, INC.	167.50	.00	167.50	12273	SPOILS AREA RESTORATION 1 0/20
027352	11/25/20	ARA01	ARAMARK UNIFORM SERV. INC.	159.63	.00	159.63	168470000	SHOP TOWELS, CONTINUOUS TO WELS 11/19/20
027353	11/25/20	BIG02	BIG BRAND TIRE CO.	174.69	.00	174.69	03-917789	UNIT #18-TIRE, BALANCE
027354	11/25/20	BRE01	BREMER AUTO PARTS	154.81	.00	154.81	902720	UNIT #16-BATTERY
027355	11/25/20	COM03	COMCAST	281.94	.00	281.94	10521120	INTERNET, BUSINESS CABLE, V OICE-11/20/20-12/19/20

REPORT.: Nov 30 20 Monday
 RUN...: Nov 30 20 Time: 16:19
 Run By.: PATTY LECAVALIER

VANDENBERG VILLAGE CSD
 Cash Disbursement Detail Report
 Check Listing for 11-20 Bank Account.: 13100

PAGE: 003
 ID #: PY-DP
 CTL.: VAN

Check Number	Check Date	Vendor Number	Name	Gross Amount	Discount Amount	Net Amount	-----Payment Information----- Invoice #	Description
027356	11/25/20	COR01	CORBIN WILLITS SYSTEM INC	754.06	.00	754.06	C011151	SERVICE AND ENHANCEMENT F EE 12/20
027357	11/25/20	CRO04	CROSNO CONSTRUCTION INC.	99261.32	.00	99261.32	200712-4	TANK REHAB-TANKS 1 & 3
027358	11/25/20	CSI01	COATING SPECIALIST & INSP	13430.25	.00	13430.25	10186R	COATING INSPECTION SERVIC ES-TANK 1,3,5A,5B REHAB
027359	11/25/20	CWE04	CWEA	91.00	.00	91.00	39141120	COLLECTION 1 RENEWAL-PERE Z #373914
027360	11/25/20	FRO01	FRONTIER	96.74	.00	96.74	28851120	FRONTIER 733-2109 11/13/2 0-12/12/20
				266.07	.00	266.07	49051120	FRONTIER 733-3615/3975/SC ADA 11/13/20-12/20/20
			Check Total.....:	362.81	.00	362.81		
027361	11/25/20	HOF01	HOFFMAN, DON F.	500.00	.00	500.00	C01117	SGMA HYDROGEOLOGIC SERVIC ES 10/20-11/20
027362	11/25/20	LOM01	CITY OF LOMPOC, FINANCE	38735.99	.00	38735.99	4604	10/20 M&O
027363	11/25/20	PGE01	PACIFIC GAS & ELECT. INC.	24802.47	.00	24802.47	68721120	PGE CHARGES 10/16/20-11/1 5/20
027364	11/25/20	PIT03	PITNEY BOWES	829.50	.00	829.50	01341020	POSTAGE FOR BILLS 10/20
027365	11/25/20	R&B01	R&B COMPANY	402.49	.00	402.49	N268369	OCTAVE PROGRAMMING, CABLE W/NFC ADAPTER
027366	11/25/20	SAN08	SANTA BARBARA CO WTR AGCY	93.00	.00	93.00	11172020	2020-2021 CLOUD SEEDING P ROGRAM
027367	11/25/20	SHR01	SHRED-IT USA	185.89	.00	185.89	180872313	DOCUMENT SHREDDING SERVIC E 10/20/20,11/3/20
027368	11/25/20	STA09	STAPLES CREDIT PLAN	6.06	.00	6.06	62001120	PAPER;HAND SANITIZER
027369	11/25/20	SYN01	SYNCB/AMAZON	506.97	.00	506.97	87141120	LENOVO 300e LAPTOP, WEBCA MS(3);MAILBOX FLAG
027370	11/25/20	UNI02	UNIVAR SOLUTIONS USA INC.	1975.10	.00	1975.10	48815545	750 GALS NaHSO3
			Cash Account Total.....:	408311.48	.00	408311.48		
			Total Disbursements.....:	408311.48	.00	408311.48		
			Cash Account Total.....:	.00	.00	.00		

REPORT.: Nov 30 20 Monday
 RUN...: Nov 30 20 Time: 16:19
 Run By.: PATTY LECAVALIER

VANDENBERG VILLAGE CSD
 Cash Disbursement Detail Report - Payroll Vendor Payment(s)
 Check Listing for 11-20 Bank Account.: 13101

PAGE: 004
 ID #: PY-DP
 CTL.: VAN

Check Number	Check Date	Vendor Number	Name	Gross Amount	Discount Amount	Net Amount	-----Payment Information----- Invoice #	Description
51860	11/30/20	AFL01	AFLAC	362.50	.00	362.50	C01130	AFLAC-PRETAX 10/20
51861	11/30/20	AFL01	AFLAC	2.88	.00	2.88	1C01130	AFLAC-AFTER TAX 10/20
73300	11/13/20	PUB02	PUBLIC EMPLOYEES	1207.50	.00	1207.50	C01113	PERS EPMC PP#23
73301	11/13/20	PUB02	PUBLIC EMPLOYEES	1564.58	.00	1564.58	1C01113	PERS TDMC PP#23
73302	11/13/20	PUB02	PUBLIC EMPLOYEES	4693.79	.00	4693.79	2C01113	PERS EMPLR CONTRIB PP#23
73310	11/13/20	PER04	CALPERS 457 PLAN	780.00	.00	780.00	C01113	EMPLOYER PERS 457 PP#23
73311	11/13/20	PER04	CALPERS 457 PLAN	1270.00	.00	1270.00	1C01113	EMPLOYEE PERS 457 PP#23
89008	11/30/20	COL03	COLONIAL LIFE & ACCIDENT	224.58	.00	224.58	C01130	COLONIAL-PRETAX 10/20
135440	11/25/20	PUB02	PUBLIC EMPLOYEES	1207.50	.00	1207.50	C01125	PERS EPMC PP#24
135441	11/25/20	PUB02	PUBLIC EMPLOYEES	1573.51	.00	1573.51	1C01125	PERS TDMC PP#24
135442	11/25/20	PUB02	PUBLIC EMPLOYEES	4704.01	.00	4704.01	2C01125	PERS EMPLR CONTRIB PP#24
135450	11/25/20	PER04	CALPERS 457 PLAN	600.00	.00	600.00	C01125	EMPLOYER PERS 457 PP#24
135451	11/25/20	PER04	CALPERS 457 PLAN	1270.00	.00	1270.00	1C01125	EMPLOYEE PERS 457 PP#24
324710	11/13/20	EFT01	EFTPS	3918.45	.00	3918.45	C01113	FEDERAL WH TAXES PP#23
324711	11/13/20	EFT01	EFTPS	18.60	.00	18.60	1C01113	FICA SOCIAL SECURITY DR10
324712	11/13/20	EFT01	EFTPS	1066.26	.00	1066.26	2C01113	FICA MEDICARE PP#23
361280	11/13/20	EMP01	EMPLOYMENT DEVELOP.DEPART	1830.74	.00	1830.74	C01113	STATE WH TAXES PP#23
361281	11/13/20	EMP01	EMPLOYMENT DEVELOP.DEPART	294.20	.00	294.20	1C01113	STATE DISABILITY PP#23
418970	11/25/20	EFT01	EFTPS	4003.93	.00	4003.93	C01125	FEDERAL WH TAXES PP#24
418971	11/25/20	EFT01	EFTPS	1059.30	.00	1059.30	1C01125	FICA MEDICARE PP#24
440000	11/25/20	EMP01	EMPLOYMENT DEVELOP.DEPART	1856.66	.00	1856.66	C01125	STATE WH TAXES PP#24
440001	11/25/20	EMP01	EMPLOYMENT DEVELOP.DEPART	293.31	.00	293.31	1C01125	STATE DISABILITY PP#24
Cash Account Total.....:				33802.30	.00	33802.30		
Total Disbursements.....:				33802.30	.00	33802.30		
				=====	=====	=====		

VANDENBERG VILLAGE COMMUNITY SERVICES DISTRICT

3745 Constellation Road • Vandenberg Village • Lompoc, CA 93436
Telephone: (805) 733-2475 • Fax: (805) 733-2109



"Pride in Community Service"

<http://vvcsd.org>

info@vvcsd.org

Resolution 217-20

December 8, 2020

TO COMMEND AND THANK DIRECTOR ROBERT A. WYCKOFF FOR 20 YEARS OF SERVICE TO THE RESIDENTS OF VANDENBERG VILLAGE

WHEREAS, Robert (Bob) Wyckoff was born and raised in North Caldwell, New Jersey (made famous by the American crime drama television series, *The Sopranos*) and, in 1962, he received a bachelor's degree in English from Colgate University, a commission in the United States Air Force, and a beautiful wife, Eileen; and

WHEREAS, Air Force personnel managers mistakenly believed the "ENG" abbreviation for his college major stood for *Engineering* (instead of *English*) and steered Bob into the field of Intercontinental Ballistic Missiles (ICBMs) where he rose to the position of ICBM Launch Crew Commander for Minuteman-II. Over the course of his career, he was stationed at Lackland, Kelly, and Randolph Air Force Bases in Texas; Malmstrom Air Force Base in Montana (where he earned a master's degree in aerospace operations from the University of Southern California); and between 1970-1978, at Vandenberg Air Force Base in California; and

WHEREAS, after retiring from the Air Force in 1982, Bob purchased his house in Vandenberg Village and launched a second, civilian career working on Vandenberg for Martin Marietta, ITT, and NASA; and

WHEREAS, 2000 was a tumultuous year in village water politics. Seven candidates, including Bob, vied for three open seats on the Board of Directors for Vandenberg Village Community Services District. In the November 7 General Election, Bob finished first with 1,307 votes and he was sworn into office as a Director on December 1, 2000; and

WHEREAS, Bob was subsequently elected to four additional, four-year terms and served 20 consecutive years on the Board, earning him the distinction of being the longest-serving Director in Vandenberg Village Community Services District history; and

WHEREAS, during his tenure, he served as Board President 12 years and Board Vice President 4 years; and as a member of both the Water/Wastewater and Legal/Personnel Committees for 11 years; and

WHEREAS, Bob was a rock-solid, dedicated elected official—and a firm yet patient Board President—who inspired and guided Directors and staff through growth, changes, and challenges to accomplish the following:

1. Adopted annual operating budgets which increased from \$1.8 million in Fiscal Year 2000-01 to \$4.8 million in Fiscal Year 2020-21.
2. Paid off the \$5.4 million in revenue bonds which were used to finance the start-up of District operations in the 1980s.
3. Built financial reserves, through conservative fiscal management, from a low of \$2.8 million in 2005 to \$11.4 million in 2020.
4. Approved the new 35-year Wastewater Service Agreement with the city of Lompoc in 2010 which preserved the District's historical 0.89 million gallons per day (MGD) capacity right in the Lompoc Regional Wastewater Reclamation Plant.
5. Completed a comprehensive Compensation and Staffing Study, performed by Bryce Consulting in 2012, to ensure the District had the right balance and classifications of employees, to provide salaries and benefits in line with the local labor market, and to approve modest annual cost of living increases to keep pace with inflation.
6. Incorporated new infrastructure and provided water and wastewater services to 328 new homes in Providence Landing, 51 new homes in Clubhouse Estates, and 80 new apartment units in Heritage Villas
7. Acquired Lot 54, a 130-acre open space parcel containing critical District infrastructure
8. Purchased the 4,400 square foot former Rabobank building for \$590,000 and remodeled it for a District headquarters. Director Bob Wyckoff joined County Supervisor Joan Hartmann in cutting the ribbon at a ceremony on August 29, 2018, to commemorate the opening of the new office.

WHEREAS, in closing and on a personal note, Bob had a love for music and flying. As a young man in New Jersey, Bob played trombone in two bands: the "Uncalled Four Plus a Fifth" and "Quarantine 13". He and his wife, Eileen, were accomplished private pilots who flew eight cross country trips to the east coast in their 1948 Beechcraft Bonanza nicknamed the "Chiquita Bonanza"!

NOW, THEREFORE BE IT RESOLVED by the Board of Directors of Vandenberg Village Community Services District, that Robert A. Wyckoff be commended and thanked on behalf of the 7,400 residents of Vandenberg Village for 20 years of dedicated and faithful service on the Board of Directors.

PASSED AND ADOPTED by the Board of Directors of the Vandenberg Village Community Services District this 8th day of December 2020, upon motion by Director _____, seconded by Director _____ and as approved by the following vote:

AYES: Directors _____, _____, _____, _____, and _____
NOES: None
ABSENT: None
ABSTAIN: None

Katherine A. Stewart, President
Board of Directors

ATTEST:

Stephanie Garner
Secretary to the Board of Directors

VANDENBERG VILLAGE COMMUNITY SERVICES DISTRICT

3745 Constellation Road • Vandenberg Village • Lompoc, CA 93436
Telephone: (805) 733-2475 • Fax: (805) 733-2109



Resolution 218-20

December 8, 2020

EXPRESSING APPRECIATION TO JIMMY C. LEVINGSTON UPON RETIREMENT FOR 31 YEARS OF DEDICATED SERVICE

WHEREAS, Mr. Jimmy (Jim) Levingston earned his Water Treatment Operator, Grade 2 and Wastewater Treatment Plant Operator, Grade 1 certificates while employed with the Shelter Cove Resort Improvement District Number 1 in Humboldt County, California, from 1984 through 1989; and

WHEREAS, on March 6, 1989, Jim joined Vandenberg Village Community Services District as an experienced utility service person on the four-man field crew, responsible for providing water and wastewater services to 7,400 residents of Vandenberg Village; and

WHEREAS, Jim earned his Water Distribution Operator, Grade 2 certificate in March 2001, and his Wastewater Collection System Maintenance, Grade 2 certificate from the California Water Environment Association (CWEA) in November 2014; and

WHEREAS, during his tenure with the District, Jim mastered all aspects of operating and maintaining the community water treatment and distribution system consisting of three groundwater wells, iron and manganese pressure filter, chlorine disinfection system, five booster pumps, and four ground storage tanks. He also operated and maintained the wastewater collection system with four lift stations that conveyed sewage to the regional wastewater plant in Lompoc for treatment; and

WHEREAS, Jim was very conscientious in performing preventive maintenance, taking care to exercise all 518 valves within the 33 miles of pipeline in the water distribution system every year to ensure they work properly, and diligently inspecting and cleaning the 31 miles of pipeline in the sewer collection system to minimize blockages and spills; and

WHEREAS, from July 2010 to June 2012, he showed outstanding teamwork and dedication on the Automated Meter Reading (AMR) Project. During the two-year effort, he assisted in systematically replacing every water meter, most 10-20 years old, with brand new AMR meters; and successfully implemented a vehicle drive-by system using digital 3G technology to electronically read meters. Jim personally changed out 506 or 21 percent of the 2,465 meters, more than anyone else on the field crew; and

WHEREAS, never one to shy away from hard work, Jim was quick to grab a shovel whenever there were leaks or breaks in underground water and sewer mains. He displayed incredible strength and stamina, cementing his reputation as "The Best Digger" in VVCSO field crew history; and

WHEREAS, Jim could always be relied upon to respond to emergencies and there were several throughout his 31-year career. He showed up on cold, dark, rainy nights to repair water main breaks, clear sewer blockages, and provide standby power to critical infrastructure; and

WHEREAS, when Mission Hills Community Services District lost half of their field staff, Jim volunteered to assist their skeleton crew two days a week from July 14 through October 8, 2020. He worked 175 regular hours and 4 hours of overtime at Mission Hills to ensure uninterrupted water and sewer services to neighboring community of 3,600 people; and

WHEREAS, Jim was directly responsible for treating and distributing 14.9 billion gallons of water in strict compliance with the federal Safe Drinking Water Act and Title 22 of the California Code of Regulations; as well as collecting and transporting 6.0 billion gallons of wastewater to the Lompoc Regional Wastewater Reclamation Plant in strict compliance with State Water Resources Control Board Order No. 2006-0003-DWQ, Statewide General Waste Discharge Requirements for Sanitary Sewer Systems.

NOW, THEREFORE BE IT RESOLVED by the Board of Directors of Vandenberg Village Community Services District, that Mr. Jimmy C. Levingston be commended, thanked, and congratulated for completing 31 years of dedicated service to the Vandenberg Village Community Services District upon his retirement on December 31, 2020.

PASSED AND ADOPTED by the Board of Directors of the Vandenberg Village Community Services District this 8th day of December 2020, upon motion by Director _____, seconded by Director _____ and as approved by the following vote:

AYES: Directors _____, _____, _____, _____, and _____
NOES: None
ABSENT: None
ABSTAIN: None

Katherine A. Stewart, President
Board of Directors

ATTEST:

Stephanie Garner
Secretary to the Board of Directors

Energize Your Industry With Central Coast Community Energy

October 20, 2020



AGENDA

- **WHO IS CENTRAL COAST COMMUNITY ENERGY?**
- **WHY IS THIS ENROLLMENT HAPPENING?**
- **WHEN WILL ENROLLMENT BEGIN?**
- **WHAT ARE YOUR ENROLLMENT CHOICES?**
- **HOW CAN WE HELP?**
- **QUESTIONS**



MBCP IS NOW 3CE



Central Coast Community Energy

Effective Sept. 4, 2020

Tag Line: "Clean Energy. Local Control"

Website: www.3cenergy.org

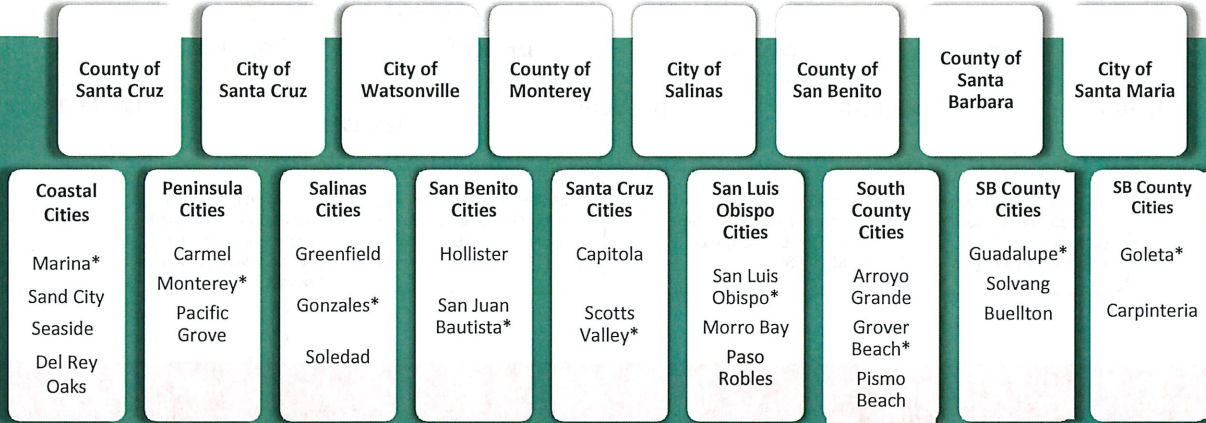


WHO WE ARE?



3CE Governance


Policy Board: Meets 4 Times Annually including Annual Meeting
 Operations Board: Meets 10 Times Annually including Annual Meeting
 Community Advisory Council: Meets 7 Times Annually including Annual Meeting

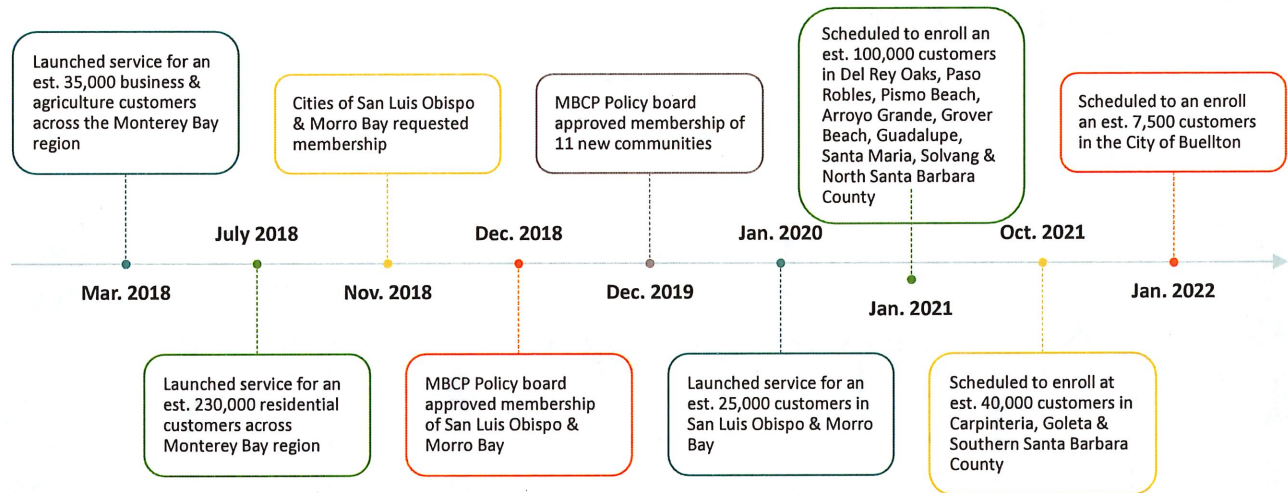


*City representative currently serving in a shared seat.



HOW DOES THIS CCA WORK?





HISTORY OF EXPANSION AT 3CE

CCCE ACCOMPLISHMENTS

- MBchoice - carbon free offering
- MBprime - 100% renewable offering
- 94% enrollment

Local Choice

- \$12 million - Energy programs
- \$50+ million - Customer savings
- \$25 million - Resiliency Fund

Economic Vitality

- Contracts with Local Vendors Over \$800,000
- 32 full time employees
- 2 offices - Monterey & San Luis Obispo

Local Support

- Over \$140 Million in Reserves
- Service and Loans Paid Off
- Pursuing Credit Rating

Financial Stability

- 450 MWs of Renewables - solar, wind, geothermal
- 200 MWs of battery storage

Clean Energy



CCCE RESPONSE TO COVID-19

- Unanimous support from boards
- All customers benefit
- No action needed

50% reduction in 3CE Electric Generation Charges in May and June 2020 Cumulative bill reduction approximately \$22.4 Million

3CE Responds to **COVID-19** with an Estimated **\$22m** in Deferred Customer Electricity Costs

Jan 1 – Apr 30, 20	May 1 – Jun 30, 20	Jul 1 – Dec 31, 20
<p>7% Savings</p> <p>3CE customers receive a monthly discount compared to PG&E rates</p>	<p>50% Off</p> <p>All 3CE Electric Generation Charges</p>	<p>2% Savings</p> <p>3CE customers will continue to save, monthly, compared to PG&E rates</p>

3CE customers can expect a **50% rate reduction** on their May and June electric bills as a response to provide financial relief to all customers. 3ce.org/covid-response

\$6.45 million for residential customers
 \$10.95 million for commercial customer
 \$5.03 million for agriculture customers



ENROLLMENT 2021

11 Enrolling Communities

Est. 159,431 customers

- Commercial - 20,989
- Agricultural - 2,798

Customer Savings to Date

- Commercial over \$20 million
- Agricultural over \$8 million



2021 ENROLLMENT

January 2021 launch of service for customers in Counties of San Luis Obispo and Santa Barbara

2021 Community Enrollment Plan

- Direct outreach to top 20 customers
- Direct outreach to key stakeholder groups
- Regional advertising to raise awareness
- Required mailers plus additional letters to NEM customers
- Development of key digital resources: FAQs, Videos
- Call Center available to answer any billing or customer inquiries
- 3 Net Energy Metering Enrollments




2021 3CE Community Enrollment Plan



CUSTOMER ENROLLMENT

Customers within PG&E's Service Territory



Customers within SCE's Service Territory



- Customers can opt-out at any time at no cost during enrollment period.
- If customers opt out after enrollment period, there is an administrative fee of \$5 for residential & \$25 for commercial customers



NET ENERGY METERING (NEM)



NEM Customers will be enrolled over 3 months which align closest to existing true-up dates.

There will NEM customer specific notifications in addition to the required notifications outlined in the enrollment plan.

- NEM customer letter
- NEM email notification
- NEM customer webinar
- reminder notification 30 days prior to each NEM enrollment month



SERVICE OFFERINGS



PRIMARY OFFERING AT COMPETITIVE RATES

- Default service offering, with electricity sourced by RPS compliant renewable energy sources
- 60% Clean & Renewable by 2025
- 100% Clean & Renewable by 2030 (monthly balanced)



\$0.008/kWh MORE THAN 3Cchoice

- 100% from RPS compliant energy sources



PATHWAY TO 100% CLEAN AND RENEWABLE

On September 2, 2020, the Policy Board Took the following Action to:

1. Eliminate the procurement of Carbon Free Attributes (“CFAs”) and instead accelerate 3CE’s acquisition of new clean and renewable resources to meet 60% of retail demand by 2025 and 100% by 2030 while working toward balancing its renewable supply and customer demand on a monthly basis;
2. That staff increase efforts to identify and evaluate local generation procurement opportunities; and
3. Work with the CAC and stakeholders to develop GHG reducing electrification programs, as well as programs supporting local energy resources.



3CE’s Pathway to Clean and Renewable Energy

- New Clean and Renewable Resources
 - 60% RPS Renewable by 2025
 - 100% RPS Renewable by 2030
- Acceleration of Electrification Programs and Evaluation of Distributed Energy Resources and Storage



Photo Credit: 2020 Rutgers, The State University of New Jersey

Update on Energy Procurement

Project Name (Executed PPAs)	Source	Generation Megawatt	Battery Megawatt	Location	Expected Online Date	Delivery Term (in years)
RE Slate (Recurent)	Solar + Storage	67.4	33.7	Kings County	06/30/21	17
BigBeau (EDF)	Solar + Storage	57.6	18.0	Kern County	12/01/21	20
Mammoth Casa Diablo IV	Geothermal	7.0		Mono County	12/31/21	10
Coso Geothermal Power	Geothermal	66.3		Inyo County	01/01/22	15
Rabbitbrush (First Solar)	Solar + Storage	60.0	12.0	Kern County	06/01/22	15
Yellow Pine (NextEra)	Solar + Storage	75.0	39.0	Clark County, Nevada	12/31/22	20
California Flats BESS	Battery Only		60.0	Monterey County	08/01/21	10
Aratina (BME)	Solar + Storage	120	30	Kern County	04/01/23	20
TOTALS		453.3	192.7			

These contracts meet 35% of our annual energy demand



A UNIFIED CENTRAL COAST CCA

Key Updates:

- Satellite Office in San Luis Obispo
- Pathway to achieve 100% clean and renewable energy by 2030
- Leveraging Community Advisory Council for outreach and non-voting seat participation on Operations & Policy Boards
- Engaging with the community around development of future programs
- Enrollment of over 140k customers in 2021 & 2022 across 12 communities



WHAT CHANGES CAN YOU EXPECT?

- You will continue to receive a single bill from PG&E
- No new or extra charges on your bill. Your currently bundled charges for generation, transmission, and distribution will be unbundled after enrollment. 3CE will bill for generation and transmission and generation will remain with PG&E
- Your 3CE charges will always be included on your PG&E billing statement but will appear as a separate line item on page 1 and have a separate page for each billed meter.
- 3CE matches eligible rate tariffs including commercial NEM rates.



3CE CHARGES REPLACE PG&E's

Same bill, competitive rates, reliable service.

Your electric generation charges are moving from PG&E's bundled electric page to 3CE's electric generation page.

BEFORE 3CE ENROLLMENT*		AFTER 3CE ENROLLMENT*	
ENERGY STATEMENT www.pge.com/MyEnergy		ENERGY STATEMENT www.pge.com/MyEnergy	
Account No: 123456789-1 Statement Date: Due Date:		Account No: 123456789-1 Statement Date: Due Date:	
Service For: 3CE CUSTOMER	Your Account Summary Amount Due on Previous Statement \$17,866.89 Payment(s) Received Since Last Statement -17,866.89 Previous Unpaid Balance \$0.00 Current Electric Charges \$37,562.22 Total Amount Due by 09/18/2020 \$37,562.22	Service For: 3CE CUSTOMER	Your Account Summary Amount Due on Previous Statement \$17,866.89 Payment(s) Received Since Last Statement -17,866.89 Previous Unpaid Balance \$0.00 Current PG&E Electric Delivery Charges \$23,054.70 Central Coast Community Energy Electric Generation Charges \$14,222.25 Total Amount Due by 09/18/2020 \$37,276.95
Questions about your bill? Business Specialist available: Mon-Fri: 7am to 5pm 1-800-468-4743 www.pge.com/MyEnergy		Business Specialist available: Mon-Fri: 7am to 5pm 1-800-468-4743 www.pge.com/MyEnergy	
Ways To Pay www.pge.com/waystopay		Ways To Pay www.pge.com/waystopay	



3CE CHARGES REPLACE PG&E's

BEFORE 3CE ENROLLMENT*

ENERGY STATEMENT
www.pge.com/MyEnergy

Details of PG&E Electric Delivery Charges
07/31/2020 - 08/31/2020 (32 billing days)
Service For: 1234 ANY STREET
Service Agreement ID: 0123456789-0
Rate Schedule: B10S Bus Med Use

07/31/2020 - 08/31/2020	
Customer Charge	
Demand Charge	524.4000
Energy Charges	
Peak	31,194.9000
Part Peak	27,385.8000
Off Peak	88,521.1500
Total Electric Charges	\$37,562.22

Your Electric Charges Breakdown

Transmission	
Distribution	
Electric Public Purpose Programs	
Nuclear Decommissioning	
DWR Bond Charge	
Competition Transition Charges (CTC)	
Energy Cost Recovery Amount	
Electric Generation Charges	\$14,507.52
Total Electric Charges	14,507.22

AFTER 3CE ENROLLMENT*

ENERGY STATEMENT
www.pge.com/MyEnergy

Details of Central Coast Community Energy Electric Generation Charges
07/31/2020 - 08/31/2020 (32 billing days)
Service For: 1234 ANY STREET
Service Agreement ID: 0123456789-0
Rate Schedule: 3Cchoice B10S

07/31/2020	
Electric Generation Charges	
Peak - Summer - 07/31	527.400000 kWh @ \$0.16323 \$86.09
Part Peak - Summer - 07/31	453.900000 kWh @ \$0.10277 46.85
Off Peak - Summer - 07/31	1,452.300000 kWh @ \$0.07065 102.90
Net Charges	235.64
Energy Commission Tax	0.73
08/01/2020 - 08/31/2020	
Electric Generation Charges	
Peak - Summer - 08/01	30,667.500000 kWh @ \$0.16323 \$5,005.86
Part Peak - Summer - 08/01	26,931.900000 kWh @ \$0.10277 2,767.79
Off Peak - Summer - 08/01	87,068.650000 kWh @ \$0.07065 6,168.83
Net Charges	13,942.48
Energy Commission Tax	43.40
Total Central Coast Community Energy (Formerly MBCP) Electric Generation Charges	\$14,222.25

**JANUARY 2021 ENROLLMENT
TIMELINE**



- Member Agencies
- Community Organizations
- Business Organizations
- Environmental Organizations
- Community & Business Leaders
- Enrollment Notification Mailers
- Advertising/Social Media
- Outreach
- ALL ELIGIBLE CUSTOMERS ENROLL
- Flip The Switch Event
- Enrollment Notification Mailers
- Outreach
- Advertising



3CE Energy Programs

Overview:

- 3% of gross revenue set aside per year to focus on electrification, fuel-switching and resiliency

Programs from FY 19/20



CALeVIP EV infrastructure program



Affordable Housing/MUD Electrification Grants



School Bus Electrification



Agriculture Electrification



Residential Electrification



Residential Resiliency



GHG inventories for member agencies



Reach code incentive for member agencies



Central Coast Community Energy ENERGY PROGRAMS

\$25MM UNINTERRUPTIBLE POWER SUPPLY FUND PROGRAM

Are Your Operations Impacted by Power Outages?

Central Coast Community Energy (3CE) created the \$25MM Uninterruptible Power Supply (UPS) Fund Program to accelerate the adoption of reliable backup power for eligible public and private entities.

Responding to Community Needs

CCCE wants to help its customers maintain critical operations during prolonged power outages, such as those caused by PG&E Public Safety Power Shutoff events or other natural disasters.



The UPS Fund Program Provides Lower-Cost Financing to Help Deliver Energy Resiliency

Eligible critical facility types include:

Agricultural storage • Cooling centers designated by state or local governments • Data centers • Emergency operations centers • Emergency response providers • Fire stations • Grocery stores • Homeless shelters supported by federal, state or local governments • Jails and prisons • Libraries • Locations designated by PG&E to help during PSPS events • Medical facilities (hospitals, skilled nursing facilities, nursing homes, blood banks, health care facilities, dialysis centers, hospice facilities) • Police • Public and private gas, electric, water, wastewater or flood control facilities • Schools • Telecommunications • Traffic signals • Other justifiable critical facilities will be considered for funding on a case-by-case basis. A written justification by applicant must be provided for facility

Learn more or apply at 3CEnergy.org/ups-fund

UNINTERRUPTIBLE POWER SUPPLY (UPS) FUND

\$25 Million Total Investment

Public Sector (\$20 million) - Available now

- Low cost financial support
- Open to public customers i.e member agencies, schools, hospitals, water district etc.
- Project funding, ownership, and asset management will be determined on a case-by-case basis

Private Sector (\$5 million in loan guarantee) - Launching soon

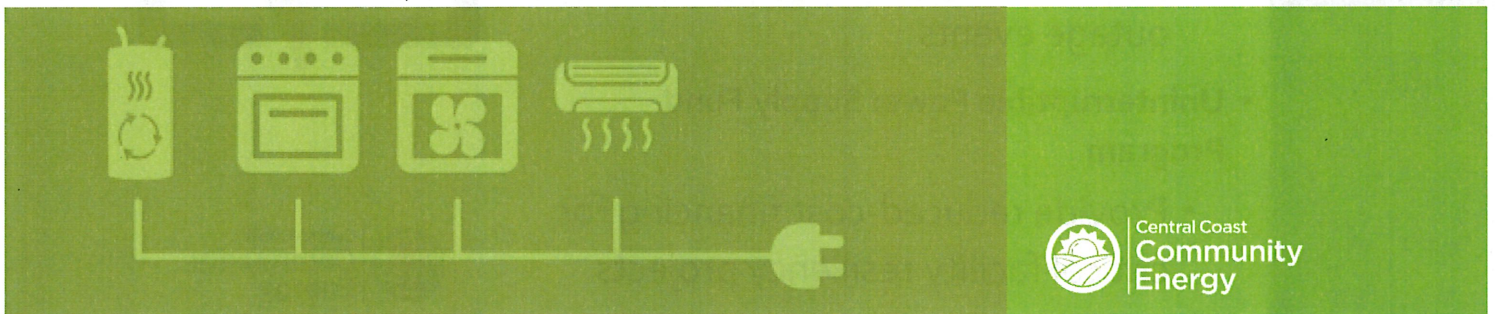
- Low-interest financing
- First-come, first-serve basis
- Funding loan at discretion of selected bank



FY 2020/21 Energy Programs

Building Electrification

- **New Construction Electrification Grant Program**
 - Incentivizes to build all-electric affordable and market rate housing (MUD and SFR)
- **Reach Code Incentive Program**
 - Supporting MBCP member jurisdictions to adopt electrification reach codes
- **Residential Electrification Program**
 - Replacement of traditional gas water heaters with HPWHs and installation of 50 EV charging stations.



Transportation Electrification

- **Zero Emission School Bus Program**
 - Incentivize the replacement of diesel-powered school buses with all-electric buses
- **CALeVIP**
 - Incentivize the installation of public-facing EV charging infrastructure

Agriculture Electrification

Agricultural Electrification Program

- Incentivize the purchase of all-electric equipment for Ag customers

FY 2020/21 Energy Programs

A white illustration on a green background showing an electric school bus on the left and an EV charging station on the right. The bus has two green circles on its front. The charging station has a green lightning bolt icon. The Central Coast Community Energy logo is in the bottom right corner.The logo for Central Coast Community Energy, featuring a stylized sun and waves icon.

FY 2020/21 Energy Programs

- **Residential Resiliency Incentive Program**
 - Provide incentives for battery back-up power supply to 3CE's most vulnerable customers to maintain power during prolonged power outage events
- **Uninterruptible Power Supply Fund Program**
 - Provide reduced-cost financing for critical facility resiliency projects



HOW CAN WE HELP?

- **BILL & RATE REVIEW**
- **SAVINGS ANALYSIS**
- **SERVICE OFFERING EVALUATION**
- **GROUP STAKEHOLDER PRESENTATIONS**
- **BOARD PRESENTATIONS**
- **3CE ENERGY PROGRAM IDENTIFICATION**



Community Engagement Purpose

- Gather input on *Community Priorities*
 - Unique attributes or impact areas that describe program outcomes
 - (e.g. job creation)
 - Find out what matters most to 3CE's customers
 - Allow diverse customer segments to provide input
 - Reach customers that don't typically participate in Programs discussions
- First step to developing 3CE Energy Programs that reflect community needs and priorities
- Implement energy programs that best serve the community



Examples of Community Priorities

- All electric housing and buildings
- Clean transportation
- Electric Vehicle Infrastructure (EV charging stations)
- Agricultural sector electrification
- Local jobs and businesses
- Opportunities for undeserved and marginalized communities
- Energy resiliency
- Opportunities for undeserved and marginalized communities
- Local energy resources
- Workforce development
- Healthy living and working environments
- Regional Collaboration



Participant Survey

- Rank JPA Goals
- Rank characteristics of energy programs
- Rank what local issues 3CE should consider when designing programs
- Provide additional priorities to consider (Optional)
- Provide program concept idea (Optional)

<https://www.surveymonkey.com/r/3CEprograms>



OUR TEAM

www.3Cenergy.org



GABE RUIZ

E: GRUIZ@3CE.org



SUSAN DAVISON

E: SDAVISON@3CE.ORG

LINA WILLIAMS – MANAGER OF ENERGY ACCOUNT SERVICES



STAY CONNECTED TO 3CE

www.3Cenergy.org

✉ info@3CE.org

🌐 1.888.909.6277

📘 @3CEnergy

📷 @3CEnergy

📘 @3CEnergyEnEspanol

Follow us online, join our newsletter and board agenda notification list, and check our extensive FAQ section on the website.



VANDENBERG VILLAGE COMMUNITY SERVICES DISTRICT

AGENDA MEMORANDUM

TO: Board of Directors

ITEM: 8.E

FROM: Joe Barget, General Manager

Stephanie Garner, Board Secretary



DATE: December 8, 2020

SUBJECT: Board Officers

Recommendations:

- Elect a President, Vice President, and Finance Officer.
- Discuss considerations and individual preferences for serving on committees and as representatives to external agencies next year.

Policy Implications:

- District Ordinance § 1.2.4 requires the Board to elect three officers at the first meeting in December of each year.
- The duties of each officer are outlined in District Ordinance § 1.3.1.
- District Ordinance 1.2.4 requires the President to appoint standing committees and representatives to external agencies at the first meeting in January of every year. Appointments are subject to the confirmation of the Board.

Resource Impacts: None

Alternatives Considered: None

Discussion: The President is the top elected official in the District, directs the preparation of meeting agendas and approves them for publication, and presides over Board meetings.

The attached worksheet is provided as a reference for electing officers at tonight's meeting and for general discussion about committee membership and external agency representation next year. Formal appointments to committees and external agencies take place at the first meeting in January.

Attachment: Board of Directors

Board of Directors

Vandenberg Village Community Services District

Officers	2020	2021
President	Stewart	
Vice President	Brooks	
Finance Officer	Bumpass	

Committees	2020	2021
Finance/Budget	Bumpass*	
	Redmon	
Legal/Personnel	Wyckoff*	
	Redmon	
Water/Wastewater	Brooks*	
	Stewart	
Groundwater Sustainability Agency (GSA)	Brooks (primary)	
	Stewart (alternate)	

* *Committee chair*

Agencies	2020	2021
Association of California Water Agencies (ACWA) / Joint Powers Insurance Authority (JPIA)	Brooks*	
	Stewart	
California Special Districts Association (CSDA) / Santa Barbara County Chapter	Stewart*	
	Bumpass	
Santa Ynez River Water Conservation District	Stewart*	
	Redmon	

* *Primary agency representative*

**CERTIFICATION OF
COUNTY CLERK/REGISTRAR OF VOTERS OF THE
RESULTS OF THE CANVASS
OF THE NOVEMBER 3, 2020,
GENERAL ELECTION**

STATE OF CALIFORNIA
COUNTY OF Santa Barbara } ss.

I, Joseph E. Holland, County Clerk/Registrar of Voters of County of Santa Barbara, do hereby certify that, in pursuance of the provisions of Elections Code section 15300, et seq., I did canvass the results of the votes cast in the General Election held in said County on November 3, 2020, for measures and contests that were submitted to the vote of the voters, and that the Statement of Votes Cast, to which this certificate is attached is full, true, and correct.

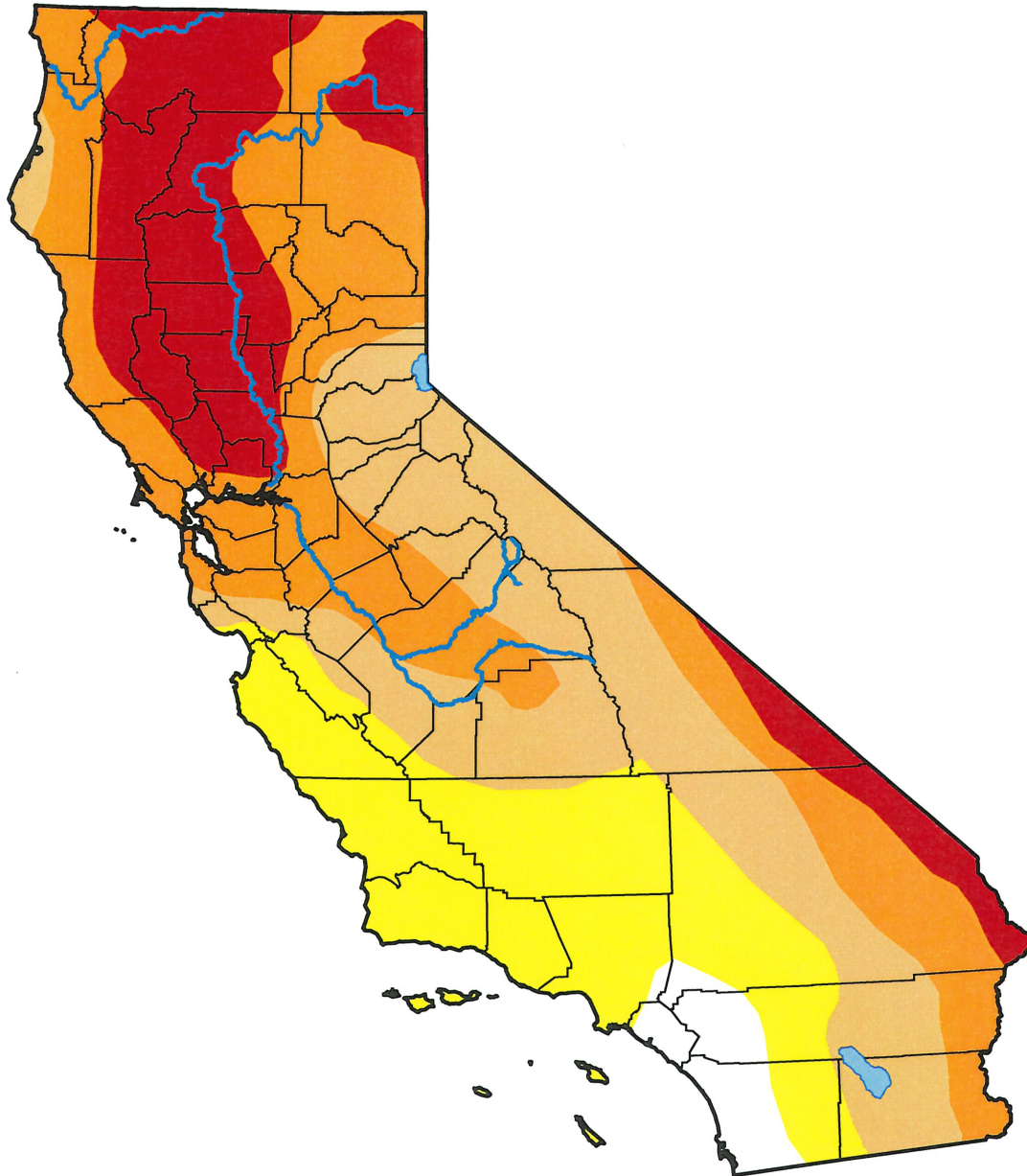
I hereby set my hand and official seal this 25th day of November, 2020, at the County of Santa Barbara



Joseph E. Holland
County Clerk/Registrar of Voters
County of Santa Barbara
State of California

U.S. Drought Monitor California

December 1, 2020
(Released Thursday, Dec. 3, 2020)
Valid 7 a.m. EST



Drought Conditions (Percent Area)

	None	D0-D4	D1-D4	D2-D4	D3-D4	D4
Current	3.46	96.54	75.03	48.19	19.36	0.00
Last Week <i>11-24-2020</i>	3.50	96.50	75.03	48.19	19.36	0.00
3 Months Ago <i>09-01-2020</i>	20.39	79.61	54.38	31.78	3.04	0.00
Start of Calendar Year <i>12-31-2019</i>	96.43	3.57	0.00	0.00	0.00	0.00
Start of Water Year <i>09-29-2020</i>	15.35	84.65	67.65	35.62	12.74	0.00
One Year Ago <i>12-03-2019</i>	14.74	85.26	0.01	0.00	0.00	0.00

Intensity:



The Drought Monitor focuses on broad-scale conditions. Local conditions may vary. For more information on the Drought Monitor, go to <https://droughtmonitor.unl.edu/About.aspx>

Author:

Richard Heim
NCEI/NOAA



